

4" Accent Luminaires

LVH4

20-75W MR-16
 Non-IC Rated
 120V, 277V or 347V
 11.5V Secondary

DATE: _____ TYPE: _____

FIRM NAME: _____

PROJECT: _____



Aperture: Nominal 4"
 Ceiling Cutout: 4³/₈"
 Maximum Ceiling Thickness: 1"
 For conversion to millimeters,
 multiply inches by 25.4
 Not to Scale

APPLICATIONS:

The LiteFrame™ LVH4 series provides a 4" accent luminaire for a wide variety of commercial and high-end residential projects. Suitable for new construction where insulation, if present, is not installed above or within 3" of the fixture. The LVH4 is ideal for applications that require low profile, uncluttered ceiling planes and dramatic illumination of featured items such as artwork and furnishings. Specify the LVH4 commercially in office, retail, and hospitality spaces, and residentially in bedrooms, living rooms, foyers, and hallways.

HOUSING:

20 gauge painted steel housing in black. 20 gauge galvanized steel plaster flange.

OPTICS/REFLECTOR:

Stainless steel lamp retention springs. Borosilicate clear glass lens provided. May be replaced with optional accessories (spread lens, softening lens, beam elongator, or hexal louver). All trims are made of diecast aluminum and reflectors are Alzak® which will not yellow, crack or warp. Matte white trim ring standard. Select trims available in Clear (C), Gold (G), or Black (B) finish or (ST) self-trim ring.

LAMP/SOCKET:

Bi-pin socket with teflon leads. Integral heat shield. Thermal protector prevents fixture from overheating when improperly installed or over-lamped. Accommodates 20-75W MR-16 lamps. Lamps furnished by others.

TRANSFORMER:

Magnetic encased transformer. 75VA, 11.5V secondary. Transformer serviceable from below ceiling.

INSTALLATION:

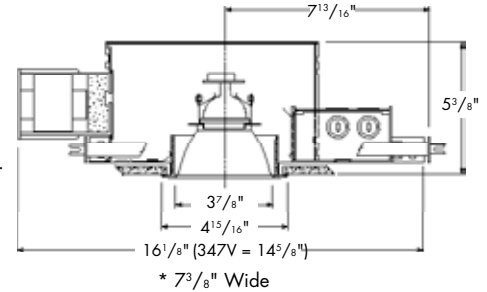
Self-aligning B-9 bar hangers with integral forked and self-spreading nail tabs. Expands to 24" joist spacing. Bar hangers are suitable for 90° reorientation to housing.

J-BOX:

Prewired 14 gauge galvanized steel junction box with snap-on cover. J-box is accessible from below ceiling.

LABELS:

UL approved for all ceiling types. Insulation, if present, must be kept 3" away from housing. UL listed for damp locations and through wiring. CSA certified. Thermally protected. N.Y. City approved.

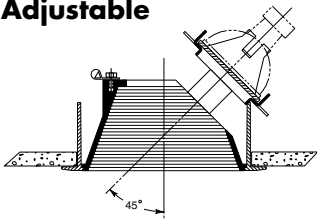


CATALOG NUMBER:

EXAMPLE: LVH4277V-LV1

HOUSINGS	HSG OPTIONS	TRIMS	TRIMS	TRIMS	ACCESSORIES	ACCESSORIES	ACCESSORIES
<input type="checkbox"/> LVH4 4", (1) 20-75W MR-16 Non-IC, low voltage accent luminaire.	<input type="checkbox"/> 120V 120 volt <input type="checkbox"/> 277V 277 volt <input type="checkbox"/> 347V <input type="checkbox"/> MW35 Max Wattage label, 35W <input type="checkbox"/> MW50 Max Wattage label, 50W	<input type="checkbox"/> ADJUSTABLE <input type="checkbox"/> LV2 Black Baffle <input type="checkbox"/> LV2B Black Alzak <input type="checkbox"/> LV2C Clear Alzak <input type="checkbox"/> LV2G Gold Alzak <input type="checkbox"/> LV2W Matte White <input type="checkbox"/> LV2WBF White Baffle SELF-TRIM ADJUSTABLE <input type="checkbox"/> STLV2B Black Alzak <input type="checkbox"/> STLV2C Clear Alzak <input type="checkbox"/> STLV2G Gold Alzak MIRROR LIGHT <input type="checkbox"/> LV9 Matte White	<input type="checkbox"/> FRAMING PROJECTOR <input type="checkbox"/> LV30 Matte White OVAL SLOT ADJUSTABLE <input type="checkbox"/> LV3 Matte White PINHOLE ADJUSTABLE <input type="checkbox"/> LV5 Matte White EYEBALL ADJUSTABLE <input type="checkbox"/> LV7 Matte White REGRESSED EYEBALL ADJUSTABLE <input type="checkbox"/> LV8 Black BAFFLE <input type="checkbox"/> LV1 Black <input type="checkbox"/> LV1WBF White	<input type="checkbox"/> PINHOLE <input type="checkbox"/> LV4 Matte White LENSED <input type="checkbox"/> LV50L Matte White OPEN <input type="checkbox"/> LV1B Black Alzak <input type="checkbox"/> LV1C Clear Alzak <input type="checkbox"/> LV1W Matte White SELF-TRIM <input type="checkbox"/> STLV1B Black Alzak <input type="checkbox"/> STLV1C Clear Alzak <input type="checkbox"/> STLV1G Gold Alzak WALL WASH <input type="checkbox"/> LV6 White	<input type="checkbox"/> LV10 Linear Spread Lens <input type="checkbox"/> LV12 Isolated spot (for LV8 only) <input type="checkbox"/> LV17 Diffusion Lens <input type="checkbox"/> LV18 Hexal louver <input type="checkbox"/> LV19 Softening lens <input type="checkbox"/> LV20 Mask Kit – replaces shutter assembly in LV30 <input type="checkbox"/> LV701 U.V. filter	<input type="checkbox"/> COLOR FILTERS <input type="checkbox"/> LV711 Medium Pink <input type="checkbox"/> LV721 Red <input type="checkbox"/> LV731 Light Blue <input type="checkbox"/> LV741 Medium Blue <input type="checkbox"/> LV751 Medium Amber <input type="checkbox"/> LV761 Medium Green TRIM OPTIONS <input type="checkbox"/> TRG Trim ring gasket (factory installed)	<input type="checkbox"/> PKT301 Converts B-9 bar hangers to supports for 2' grids. <input type="checkbox"/> SCA4 Sloped ceiling adaptor. <input type="checkbox"/> TCA2 Thick ceiling adaptor al lows for use of trims in up to 1 1/2" thick ceilings. Install prior to housing installation.

Adjustable



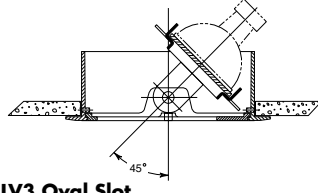
LV2 Adjustable Baffle

Black diecast milligroove baffle. 45°V x 360°H adjustment with vertical aiming lock. White trim ring.

LV2WBF Adjustable Baffle

Same as above with matte white baffle. Max. 75W MR-16

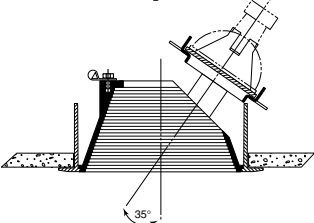
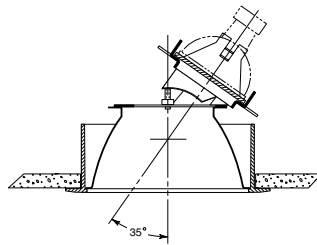
Oval Slot Adjustable



LV3 Oval Slot

Matte white Oval slot with 45°V x 360°H adjustment and vertical aiming lock. Matte white trim ring. Max. 75W MR-16

Pinhole Adjustable



LV5 Pinhole

Adjustable pinhole spot with black baffle. Matte white trim. 35°V x 360°H adjustment. Vertical locking mechanism. Max. 75W MR-16

LV2(B)(C)(G) Adjustable Downlight Reflector

Black (B), clear (C), or champagne gold (G) specular Alzak reflector. 35°V x 360°H adjustment with vertical aiming lock. Matte white trim.

LV2W Adjustable Downlight Reflector

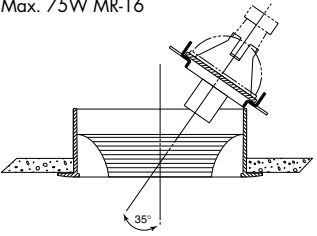
Adjustable matte white reflector and trim ring.

Max. 75W MR-16

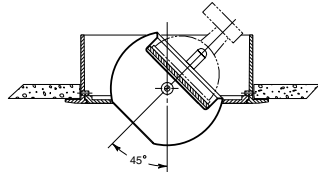
LV2WBF Adjustable White Baffle

Adjustable matte white reflector and trim ring with matte white baffle.

Max. 75W MR-16



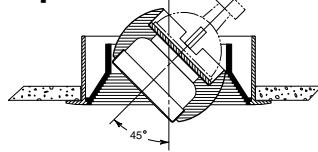
Eyeball Adjustable



LV7 Adjustable Eyeball

White surface eyeball with 45°V and 360°H adjustment. Matte white trim ring. Max. 75W MR-16

Regressed Eyeball Adjustable



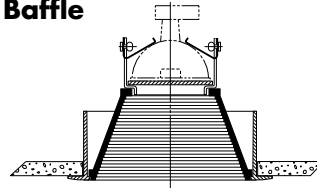
LV8 Regressed Eyeball

Black regressed eyeball with black baffle. 45°V x 360°H adjustment with vertical aiming lock. Matte white trim ring. Max. 75W MR-16

NOTES

Refer to www.prescolite.com for additional photometric tests (IES Files).

Baffle



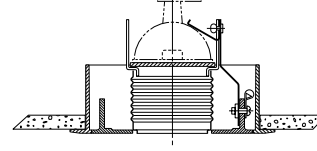
LV1 Baffle

Fixed black diecast milligroove baffle. Matte white trim ring.

LV1WBF White Baffle

Same as above with matte white baffle. Max. 75W MR-16

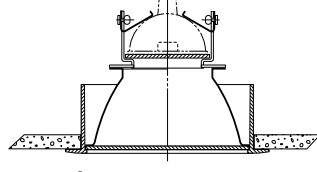
Pinhole



LV4 Pinhole - Milligroove Baffle

Fixed pinhole spot with black milligroove baffle and matte white trim ring. Max. 75W MR-16

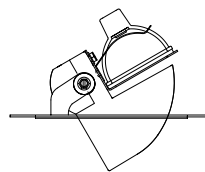
Lensed



LV50L Shower Lens

Solite® glass lens shower trim with matte white trim ring. Solite lens offers low brightness viewing with excellent light transmission at nadir. Wet location approved.

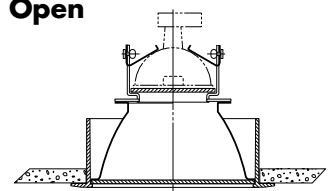
Mirror Light



LV9 Mirror Light

Reference specification sheet LFR-INC-029. Max. 75W MR-16

Open



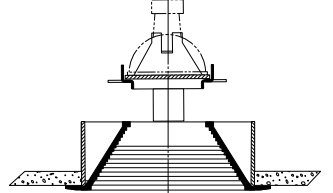
LV1(B)(C) Static Downlight Reflector

Fixed black (B) or clear (C) specular Alzak® reflector. Matte white trim ring.

LV1W Static Downlight Reflector

Matte white reflector and white trim ring. Max. 75W MR-16

Self-Trim



STLV1B Downlight Reflector

Self-trim black Alzak open reflector and black Alzak trim ring.

STLV1C Downlight Reflector

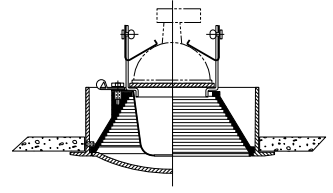
Same as above with clear Alzak reflector and clear Alzak trim ring.

STLV1G Downlight Reflector

Same as above with gold Alzak reflector and gold Alzak trim ring.

Max. 75W MR-16

Wall Wash

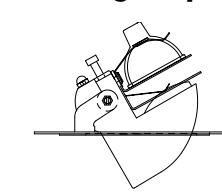


LV6 Wall Wash

Matte white eyelid wall washer with interior black baffle, interior kicker reflector and formerly LV17 spread lens. Matte white trim ring.

Max. 75W MR-16

Framing Projector



LV30 Framing Projector

Reference specification sheet LFR-INC-030. Max. 75W MR-16